


**Notification for Engagement of Graduate/Diploma Apprentices (under Apprentices Act, 1961)- in RCD
U / FIU & E&M Workshop – Airports Authority of India, Safdarjung Airports, New Delhi
for the year 2022-23 [NATS PORTAL ID : NDLNDC000087].**

The last of date of receipt of application has been extended upto 20.02.2023.


13/02/23

सुरेश कुमार / SURESH KUMAR
संयुक्त महाप्रबन्धक (मा.सं.) / Jt. General Manager (HR)
भारतीय विमानपत्तन प्राधिकरण / Airports Authority of India
ए. प्र. एकक, रे. नि. वि. ए. / IAU, RCDU
सफदरजंग हवाई अड्डा / Safdarjung Airport
नई दिल्ली-110003 / New Delhi-110003



भारतीय विमानपत्तन प्राधिकरण

AIRPORTS AUTHORITY OF INDIA
(‘A’ Miniratna Category-1 Public Sector Enterprise)
IAU , RCDU / FIU, SAFDARJUNG AIRPORT,
NEW DELHI-110003

Notification for Engagement of Graduate/Diploma Apprentices (under Apprentices Act, 1961)- in RCDU / FIU & E&M Workshop – Airports Authority of India, Safdarjung Airports, New Delhi for the year 2022-23
[NATS PORTAL ID : NDLNDC000087]

Airports Authority of India (AAI) (Schedule – ‘A’ Miniratna Category-1 Public Sector Enterprise) was constituted by an Act of Parliament and came into being on 1st April, 1995 by merging erstwhile National Airports Authority and International Airports Authority of India. The merger brought into existence a single Organization entrusted with the responsibility of creating, upgrading, maintaining and managing civil aviation infrastructure both on the ground and air space in the country.

Airports Authority of India, IAU, RCD/FIU, Safdarjung Airport, New Delhi - 110037 is inviting applications for Apprenticeship Training Program in RCDU/FIU & E&M Workshop – Safdarjung Airport, New Delhi – 110003. During the period of Apprenticeship, the candidates are governed by Apprentices Act 1961 (as amended in 1973 and till date) and commensurate policies/rules of the organization.

A. Details of posts and qualifications (*Tentative i.e. can be reduced/increased*):

S. No.	Field of Specialization/ Discipline	No. of seats	Duration of Training	Monthly Stipend	Locations/Airports of apprenticeship training at Northern Region Airports.
1	Graduate in Mechanical / Automobile	01	1 year	1. Graduate (Degree) Apprentices Rs.15000/-	RCDU / FIU / CRSD & E&M Workshop – Safdarjung Airport New Delhi-1 10003
2	CA/ICWAI/MBA(Fin) / P.G in Company Secretary / B.Com/M.Com	02	1 year		
3	Graduate in Aeronautical / Automobile	01	1 year		
4	Graduate in B.Com/BA/BSC	02	1 year		
5	Graduate in Computer Science / IT	01	1 year		
6	Diploma in Auto Mechanic /Automobile	01	1 year	2. Technical (Diploma) Apprentices Rs. 12000/-	
7	Diploma in Electrical	01	1 year		
8	Diploma in Electronic & Communication / Electronic & Instrumentation/EEE	09	1 year		
9	Diploma in Computer Science /IT	01	1 year		
10	Diploma in Civil	01	1 year		

Last date of application: 10/02/2023 (please read the general instructions carefully before applying)

A. Educational Qualification: Candidates should possess full time regular **four years degree in Engineering or three years diploma of the above mentioned streams, recognized by AICTE, GOI and three years degree in General Streams.**

B. Conditions:

1. Apprentices shall have to undergo Apprenticeship training at RCDU/FIU & E&M Workshop – Safdarjung Airport, New Delhi – 110003.
2. As per the provisions of the Apprentices Act, 1961 as amended from time to time, candidates who have already completed their apprenticeship or terminated their apprenticeship midway or are pursuing in other organizations or in AAI with the same qualification level, are not eligible for engagement as apprentice.
3. As per the Apprentices Act, 1961, candidates who had training/job experience for a period of 1 year or more after the attainment of essential qualifications, are not eligible for engagement as apprentice.

C. Mode of Selection:

1. Provisional selection of the candidates would be merit-based.
2. The final selection will be based on Interview/verification of certificates/testimonials and submission of Medical Fitness Certificate at the time of joining.
- 3. The shortlisted candidates will be called for Interview/Document verification through their registered email IDs only.**
4. The selected candidates will be posted preferably at various Establishment in RCDU/FIU & E&M Workshop – Safdarjung Airport, New Delhi – 110003.

D. Eligibility Criteria:

1. Only Indian Nationals are eligible.
2. Candidates passed degree/diploma **in 2020 or after 2020** only are eligible.
3. Age limit: Maximum Age 26 years as on **31.12.2022**

E. General Instructions:

1. **Last Date of receipt of application is 10/02/2023.**
2. The interested candidates are required to apply through BOAT's web portal www.mhrdnats.gov.in (for graduate/diploma apprentices) by finding establishment **Airports Authority of India – RCDU/FIU & E&M/Workshop, Safdarjung Airport, New Delhi** and click the apply button in the next page. After successful application, the message “Successfully applied for the training position. Based on availability, you will be contacted by the establishment” will appear. In case of general stream candidates, may please submit their application on sureshk@aai.aero .
3. **Candidates should register themselves with the concerned portal (NATS) prior to applying for apprenticeship training in AAI without fail.** Correspondence/Communication in any other manner will not be entertained.
4. No TA/DA will be provided. The no. of candidates to be engaged is indicative and may undergo changes without any further notification.

5. During the period of apprenticeship, candidates will be governed by the Apprentices Act, 1961 (as amended in 1973 and till date) and the policies/rules of the organization.
6. Reservation for SC/ST, OBC and EWS as applicable will be followed, however, in case of non-availability of candidates in reserved category it will be filled from other reserved categories/general categories.
7. **Airports Authority of India has no obligation to give regular employment to Apprentices.** They shall have no right to claim regular employment from AAI on the basis of this apprenticeship at any point of time. This training program shall not create any liability on AAI for providing any job to the Apprentice. AAI management does not take any responsibility for any sort of employment/placement.
8. The decision of Management will be final and binding on all candidates on all matters relating to eligibility, acceptance or rejection of the applications, mode of selection, cancellation of the selection process either in part or full, etc. No correspondence will be entertained in this regard. Filling up of the seats is solely at the discretion of the management based on suitability of candidates and no claim will be entertained, if some of these seats are not filled due to unsuitability/insufficient number of candidates.
9. AAI Management does not take any responsibility to reply to the candidate/organization for non-selection /non-issuance of call letter.
10. It shall be the sole responsibility of the candidates to get their profile verified from the respective regional Board.
11. Candidates applying for more than one Discipline will not be considered and their application will be rejected.
12. **No Application Fee** being charged.
13. **The candidature of the applicant would be provisional, subject to verification of certificates/testimonials and submission of certificate of Medical Fitness (to be obtained only from a Government Medical officer/Medical Officer of a Government Undertaking) at the time of joining.**

For BOAT/Portal www.mhrdnats.gov.in related queries please email or reach on to

- (a) Southern Region students Email: studentquery@boat-srp.com Phone: +91-44-22542235/22542236 Ext: 248, 243 Toll Free Help Line (Portal): 18004252239
 - (b) Western Region Students Email: natscounselling.boatwr@gmail.com Phone: +91-22-24055635/24053682 Toll Free: 1800-222-060 (only for students/Aspirants)
 - (c) Eastern Region students Email: in@boptr.gov.in Phone: +91-33-23370750/23370751
 - (d) Northern Region Students Email: admin@boatnr.org, info@boatnr.org Phone 0512-2584056/2584057/2580349
-

PROCEDURE FOR ENROLLMENT IN NATS PORTAL

A candidate should possess any of the following qualifications to enroll himself/herself as an apprentice:

- i. Graduation
- ii. Diploma

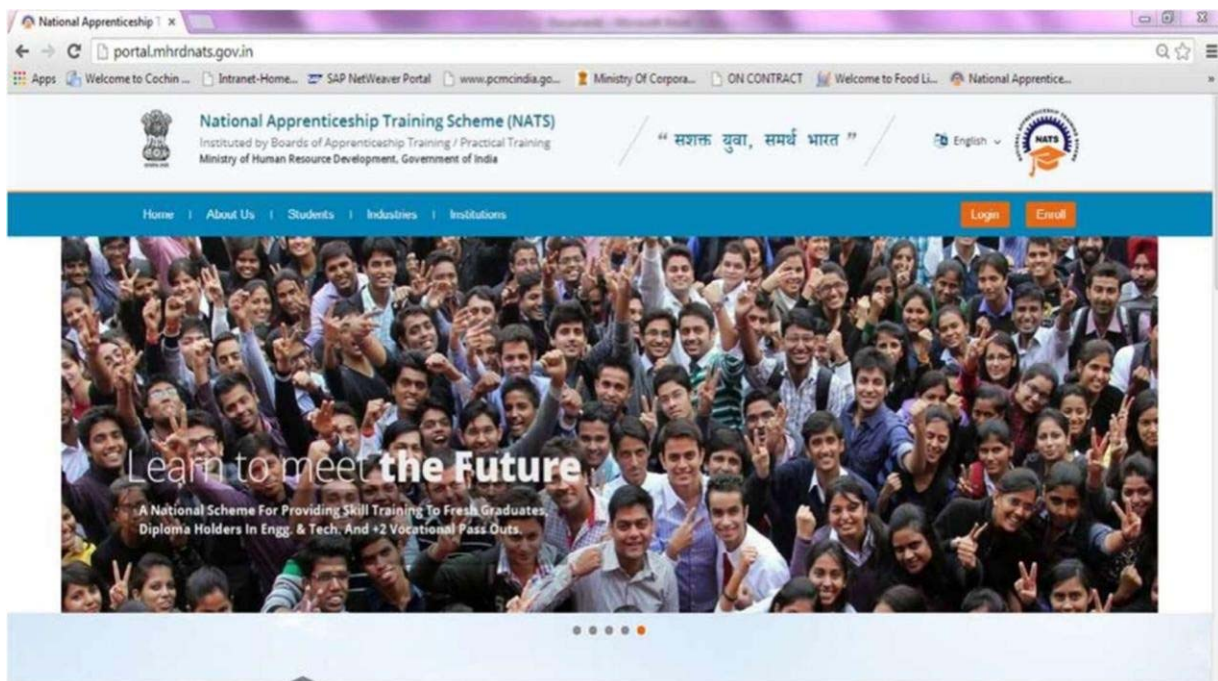
Checklist for Enrollment:

Candidates should have the following details ready to complete the enrollment process:

- i. University Reg. No./Roll No./Enroll. No.
- ii. Final Degree/Diploma Certificate/Consolidated Mark sheet (Scanned copy for uploading: Format: PDF, Size: Less than 1MB)
- iii. Name of College/University
- iv. Percentage of marks or CGPA
- v. Branch of study
- vi. Month and year of Passing
- vii. Aadhar Card Number
- viii. Bank details
- ix. Valid personal E-mail ID & Mobile No. (Will be required to send/verify OTP)
- x. Passport size photograph (Scanned copy for uploading: Format: JPEG, Size: Less than 1MB)

Steps for Enrollment:

1. Logon to website portal.mhrdnats.gov.in and Click on “Enroll” tab.



- The page appears with **Eligibility Check (1)**, **Questionnaire & Guidelines (2)**, **Enrollment Form (3)** and **Preview & Confirm (4)** sections as shown below:

The screenshot shows the NATS portal interface. At the top, there is a header with the NATS logo, the text "National Apprenticeship Training Scheme (NATS)", and "Instituted by Board of Apprenticeship Training / Practical Training, Ministry of Human Resource Development, Government of India". Below the header is a navigation bar with links for Home, About, Students, Industries, and Institutions, along with Login and Enroll buttons. The main content area features a progress bar with four steps: 1. Eligibility Check (highlighted in blue), 2. Questionnaire & Guidelines, 3. Enrollment Form, and 4. Preview & Confirm. A circular progress indicator on the right shows 0%. Below the progress bar, a message reads: "Welcome to the NATS Portal enrollment process. Please Answer the below questions to quickly check your eligibility!". The first question is "I am _____", with a dropdown menu currently showing an empty selection.

- In the **Eligibility Check (1)** section, select **“Student”** from the drop-down list. Then other student related questions appear. Answer the questions related to eligibility check for the NATS programme.

This screenshot shows the same NATS portal interface as the previous one, but with the dropdown menu for the first question now set to "a Student". The progress bar remains at 0%. The message below the progress bar is the same: "Welcome to the NATS Portal enrollment process. Please Answer the below questions to quickly check your eligibility!". The first question is "I am a Student", followed by "I would like to enroll myself in the NATS Portal". The second question is "I _____ my _____ (without backlog) in the year 2016", with a dropdown menu for the year set to "2016". The third question is "through Regular mode of education.", with a dropdown menu for the mode of education set to "Regular".

- If you are eligible for the programme, the **‘Congrats! You are eligible to enroll now’** message appears and then **let’s get Started** is displayed.
- If you are not eligible for the programme, the **‘Sorry! You are not eligible to enroll this apprentice Program’** message appears.
- Ensure that you have the mandatory documents** and click **I’ve above data**. The Let’s Get Started area is displayed.
- In the **Mobile Number** text box, type your mobile number and then click **Send OTP**. The One Time Password is sent to the mobile number.
- In the **One Time Password** text box, type the password received on your mobile number and then click **Continue**. The mobile number is verified and student related fields appear.
- Type your name and primary email ID in the **Name of the Student** and **Primary Email ID** fields, respectively, and type a password in the **Setup a Password** and **Confirm Password** fields.

10. In case you are unable to complete the process of enrollment, you can login by using the Email ID and password to complete the process of enrollment later.
11. To view the password as you type, click Show Password, and to hide the password, click Hide Password.
12. Click **Save and continue**. The **Questionnaire & Guidelines (2)** section appears.
13. Read the guidelines, required enrollment documents and the terms and conditions and then select the **By clicking this box I agree to the above Terms and Conditions** check box.
14. Click Agree and continue. The **Enrollment Form** section appears with Personal Information, Education Details and Training Preferences tabs.
15. On the Personal Information tab, type or select the required details.

The screenshot shows the 'Personal Information' tab of the enrollment form. At the top, there is a progress bar with four steps: 1. Eligibility Check (25%), 2. Questionnaire & Guidelines (50%), 3. Enrollment Form (25%), and 4. Review & Confirm. Below the progress bar are three tabs: Personal Information (active), Educational Details, and Training Preferences. The 'Basic Information' section includes a profile picture placeholder with an 'Upload' button. Below this are several form fields:

- *Name of the Student: NITHIN P P
- *Date of Birth: 08/08/2000
- *Gender: Male (selected), Female, Others
- *Community: --Select an option--
- *Person with Disability: Yes, No (selected)
- *Father's Name: [empty]
- *Mother's Name: [empty]
- *Aadhar card Number: [empty]
- *Upload Document (Govt. ID Card): Not Available, Upload
- *Minority Community: Yes, No (selected)
- If yes, then specify: --Select an option--

 The 'Communication Information' section is partially visible at the bottom, starting with '*Permanent Address'.

16. Click Save and continue. The Educational Details tab appears.

The screenshot shows the 'Educational Details' tab of the enrollment form. The progress bar at the top now shows 50% completion. The 'Type of Graduation' section has two radio buttons: Graduation after (10 + 2) (selected) and Graduation after Diploma. Below this are two 'Graduate' sections, each with:

- *State in which the University belongs: --Select an option--
- *Name of the University: --Select an option--
- *University Regn. No/Roll No/Enrol No: [empty]

 The second 'Graduate' section also includes:

- *State to which College belongs: --Select an option--
- *City/District in which College belongs: --Select an option--
- *Name of the College: [empty]
- *Branch of Engineering: --Select an option--
- *Year of Passing: 2010
- *Month of Passing: --Select an option--

 At the bottom, there are fields for *Percentage of Marks/CGPA and *Class Obtained.

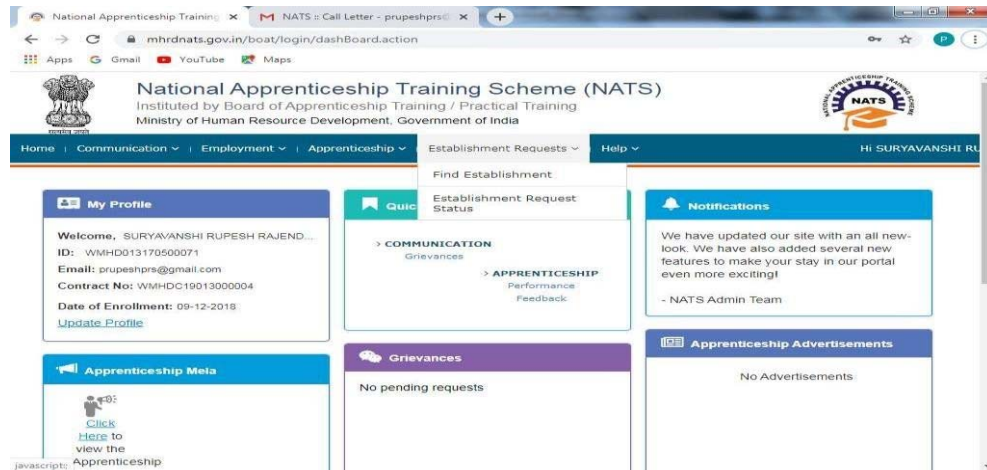
17. On the **Educational Details** tab, type or select the required details. **Upload qualifying degree/ diploma/ provisional certificate.**
18. Click **Save and continue.** The Training Preferences tab appears. On the **Training Preferences** tab, type or select the required details.

19. Read the Declaration given at the bottom of the page, and then select '**By clicking this box I agree to the above Terms and Conditions**' checkbox.

20. Click **Save and Preview.** The **Preview & Confirm** section appears.
21. Check all the entered details and click **Submit.** The enrollment is completed and the Enrollment Successful page appears with your **Email ID, User ID** and **Password** details.
22. To print the enrollment details, click **Print.**
23. Click **Close & Continue.** The Login page appears as given below. **Candidates can log on the NATS Portal with the enrollment details shown in the printout.**

PROCEDURE TO APPLY FOR APPRENTICESHIP TRAINING IN AIRPORTS AUTHORITY OF INDIA

1. Log onto NATS Portal using your User ID/E-mail ID and password obtained after enrollment.
2. In the home page Click on “Establishment Requests” Tab And Select Option “Find Establishment” from Drop Down Menu.



3. Once you click on “Find Establishment”, below page appears with two “Search Criterion” i.e. Options to Search by 1) Preferences and 2) Establishment Name.
4. Among the Search criterion options select Establishment Name, type AIRPORTS AUTHORITY OF INDIA and click on option “Search”.
5. Once you click on “Search” below page appears listing current openings in AIRPORTS AUTHORITY OF INDIA. Click on Establishment name “AIRPORTS AUTHORITY OF INDIA” –RCDU/FIU & E&M / WORKSHOP – SAFDARJUNG AIRPORT, NEW DELHI and Select “Apply” button given at the page.
6. Once you click on “Apply” button a message appears as given below “Successfully applied for the training position. Based on availability, you will be contacted by the Establishment”.

For detailed information, visit link shown below:

[http://mhrdnats.gov.in/sites/default/files/NATS User Manual Student Enrol.pdf](http://mhrdnats.gov.in/sites/default/files/NATS_User_Manual_Student_Enrol.pdf)