

# NATS PORTAL



## NATS

The National Apprenticeship Training Scheme (NATS) is implemented as a one year programme to provide apprenticeship training to the technically qualified fresh Engineering Graduates/Technician apprentices under the provisions of the Apprentices Act, 1961 amended in 1973 that helps them gain practical knowledge and skills required in their respective field of work. The Apprentices are imparted training by the Establishments at their place of work through trained managers and well designed training curriculum.

<http://www.mhrdnats.gov.in>

## Cognizant

Built a unified digital platform to standardize, integrate key processes such as enrolment, placement, contract management, recording quarterly progress, stipend reimbursement, grievance redressal and reports management across India.

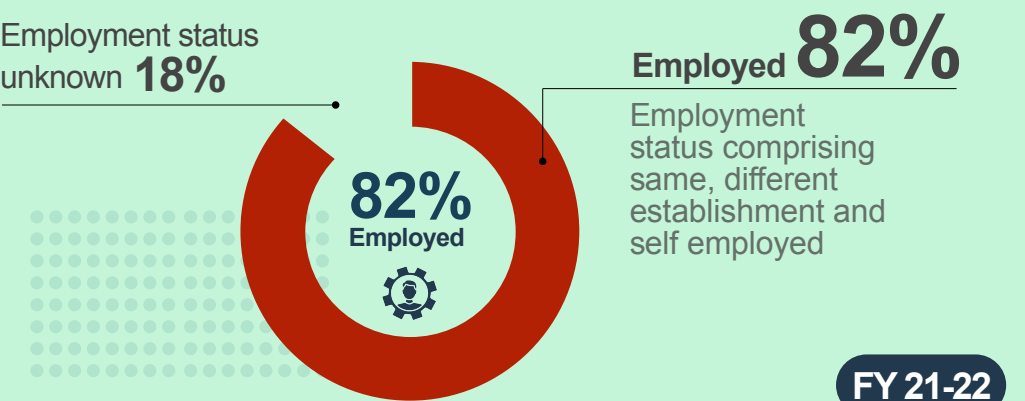
<https://www.cognizant.com>



- Enrolment
- Facilitate Training Placement [Panel]
- Contract
- Record of Progress & Certificate of Proficiency
- Stipend
- Feedback & Report

## EMPLOYED VS YET TO BE EMPLOYED

• Data collected for **1,29,610** apprentices (81.85%). Of them,




**Employment Status (Pan India) FY 21-22**

|                    |                         |               |                |
|--------------------|-------------------------|---------------|----------------|
| Same Establishment | Different Establishment | Self Employed | Status Unknown |
| 91,872             | 10,405                  | 3,973         | 23,360         |

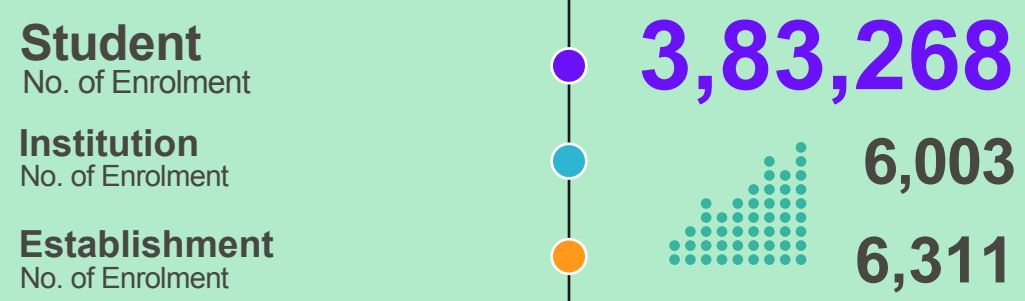
## Aspirational Districts of NATS PORTAL

In the **122** Aspirational districts, a total of **2,32,489** students have enrolled out of which **91,839** are currently undergoing or have completed their apprenticeship training

\* Data From 2010



## ENROLMENT FY 22-23

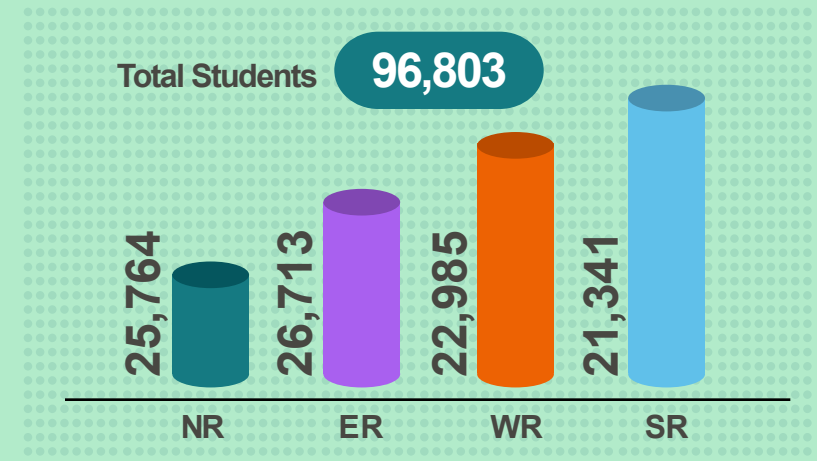


## FACILITATE TRAINING PLACEMENT (FTP) / PANEL

FY 22-23

### Candidate Aspirations

A total of **96,803** students with **9,18,136** aspirations across multiple establishments have been recorded.



Top Establishments that have received the maximum No. of aspirant requests.

|   |  |  |
|---|--|--|
| <b>BPCL</b><br>23,776                         | <b>HPCL</b><br>22,237                          | <b>AIRPORTS AUTHORITY OF INDIA</b><br>11,358 |
| <b>SOUTH EASTERN COALFIELDS LTD.</b><br>6,688 | <b>ELECTRICITY TRAINING INSTITUTE</b><br>5,991 |  |
| <b>DRDO</b><br>8,328                          | <b>ISRO LPSC</b><br>8,254                      |  |

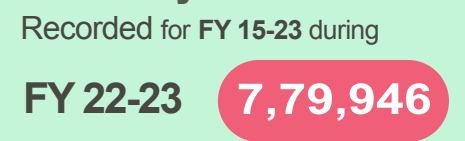
## CONTRACT

Number of contracts created scaled a new peak. All participating establishments used the new process to create contracts.

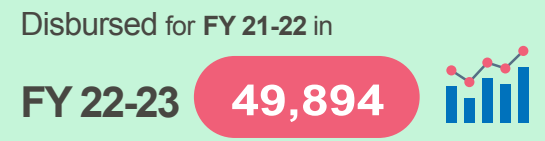
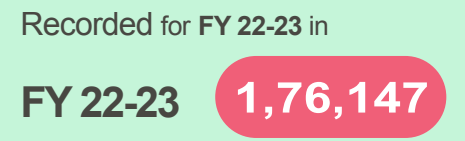
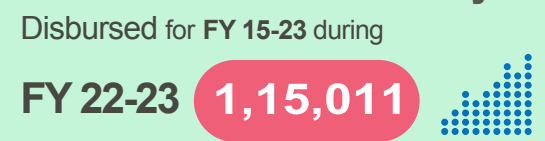


## ROP & DIGITALLY SIGNED COP

### Quarterly Performance



### Certificate of Proficiency

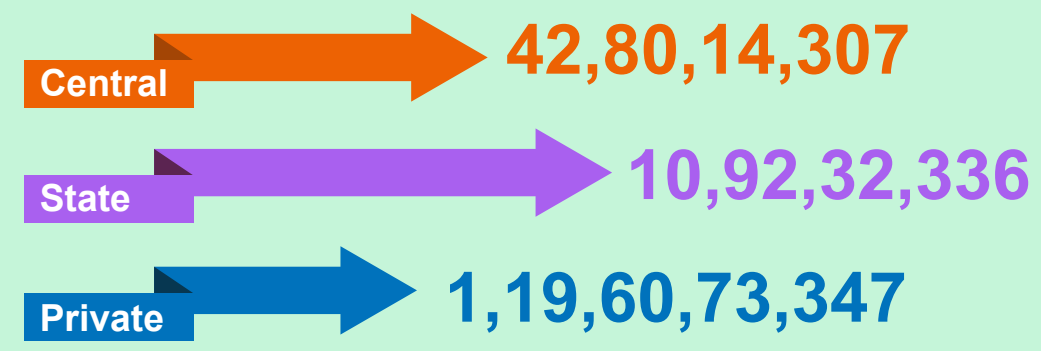


## STIPEND

FY 21-22

A total of **14,155** Stipend Claim Request (for approx **173** cr) have been raised in the portal for the financial year 2021-22.

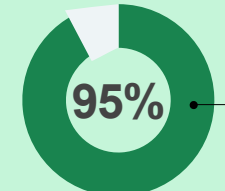
### Sector wise Stipend Claim Requests(INR)



## FEEDBACK

• From Jan-2017

• Feedback collected from **17,59,183** Students



**17,34,604** students gave positive feedback on overall portal usability and effectiveness.

